

Your Guide to Waste and Recycling



IF YOU LIVE IN A HOUSE



- 1 Use a blue bag for recycling.
- 2 Set out waste and recycling before 7:00 a.m. on collection day. Call 311 to find out your collection day.



- 3 Leave your grass clippings on your lawn as you mow. It's good for your lawn.
- 4 Park your car off the street on collection day if you have front street pickup.

Welcome to Edmonton. This guide will help you manage your waste correctly. Please follow the instructions inside.



Waste Management Services

Recycle these items in your **blue bag**

No sorting required



Milk Cartons and Juice Boxes



Paper and Boxes



Glass Jars and Bottles



Metal Cans and Aluminum Trays



Cardboard Boxes



Plastic Containers and Bags



Flatten boxes.



Put packaging in garbage.



Remove caps and lids.



Rinse all containers. Leave labels on.

Put these items in your garbage



Disposable Cups and Plates,
Shredded Paper and Tissue Paper



Food Waste



Plastic



Yard Waste



Old Shoes



Disposable Diapers



Styrofoam



Dusty Items




Put these next
to your garbage.




Branches



Cooking Oil
and Grease



Broken Glass
and Mirror




← 1.2 m (4 ft) →

Cut branches and
tie in small bundles.



Store used cooking oil
in a labelled container
less than 1 litre.



Package and label
sharp objects.

Take these items to an **Eco Station**

FREE



Scrap Metal and Electronic Waste



Automotive



Paint



Batteries



Poisonous and Corrosive Materials



Needles and Syringes
Place in a puncture-proof container



Light Bulbs and Fluorescent Tubes



Small Items (\$8)



Large Items (\$15)



Loose or Mixed Waste



\$28



\$38



\$48



Do not pour chemicals into drains or sewers.



Do not mix. Mixing can cause dangerous chemical reactions.



Eco Stations do not accept hazardous waste from businesses.



LOCATIONS

Strathcona 5150 – 99 Street
 Coronation 11440 – 143 Street
 Ambleside 14710 Ellerslie Road
 Kennedale 5355 – 127 Avenue

WINTER HOURS (November – March)

Tuesday – Saturday
 9:00 am – 4:30 pm
 Closed Sundays, Mondays and Holidays

SUMMER HOURS (April – October)

Monday – Saturday
 9:00 am – 6:30 pm
 Closed Sundays and Holidays

How to set out your waste



Use a **garbage** can smaller than 100 litres.

Put sharp objects in a box.



Keep it light. Each can or bag should weigh less than 20 kg (44lbs).

Use see-through blue bags for **recycling**. Buy at grocery or hardware stores.

Flatten cardboard. Place under blue bag.

Tie branches in bundles.

No longer than 4 ft. (1.2 m.)



Can is too big.

Downspout near collection site.



Boards with nails can harm collectors.

Remove wasp nests.

Box should be flattened and placed under blue bag.

Blue bag not closed.

Poisonous items and electronics should go to an Eco Station.


Can littering collection site.

Discover these other services

SAVE MONEY AT THE REUSE CENTRE \$5 for all you need*



*For up to 50 kilograms.



FREE disposal of couches, mattresses, and more at Big Bin Events

Bring your big junk to Big Bin Events. There are 12 events between spring and fall. For more information go to edmonton.ca/bigbinevents or phone 311.



Learn to compost

Discover how your food and yard waste can help your garden grow.

Visit the Composting Education Centre at the John Janzen Nature Centre.

Low-cost classes offered too!
edmonton.ca/compost



Reuse Centre

6835 83 Street

Tuesday, Wednesday, Friday 12:00 pm – 6:00 pm

Thursday (open late!) 12:00 pm – 8:00 pm

Saturday 10:00 am – 4:00 pm

Sunday, Monday, Holidays CLOSED

edmonton.ca/reusecentre



Waste Management Services

For more information call 311
or visit edmonton.ca/waste.



100% Post-consumer waste