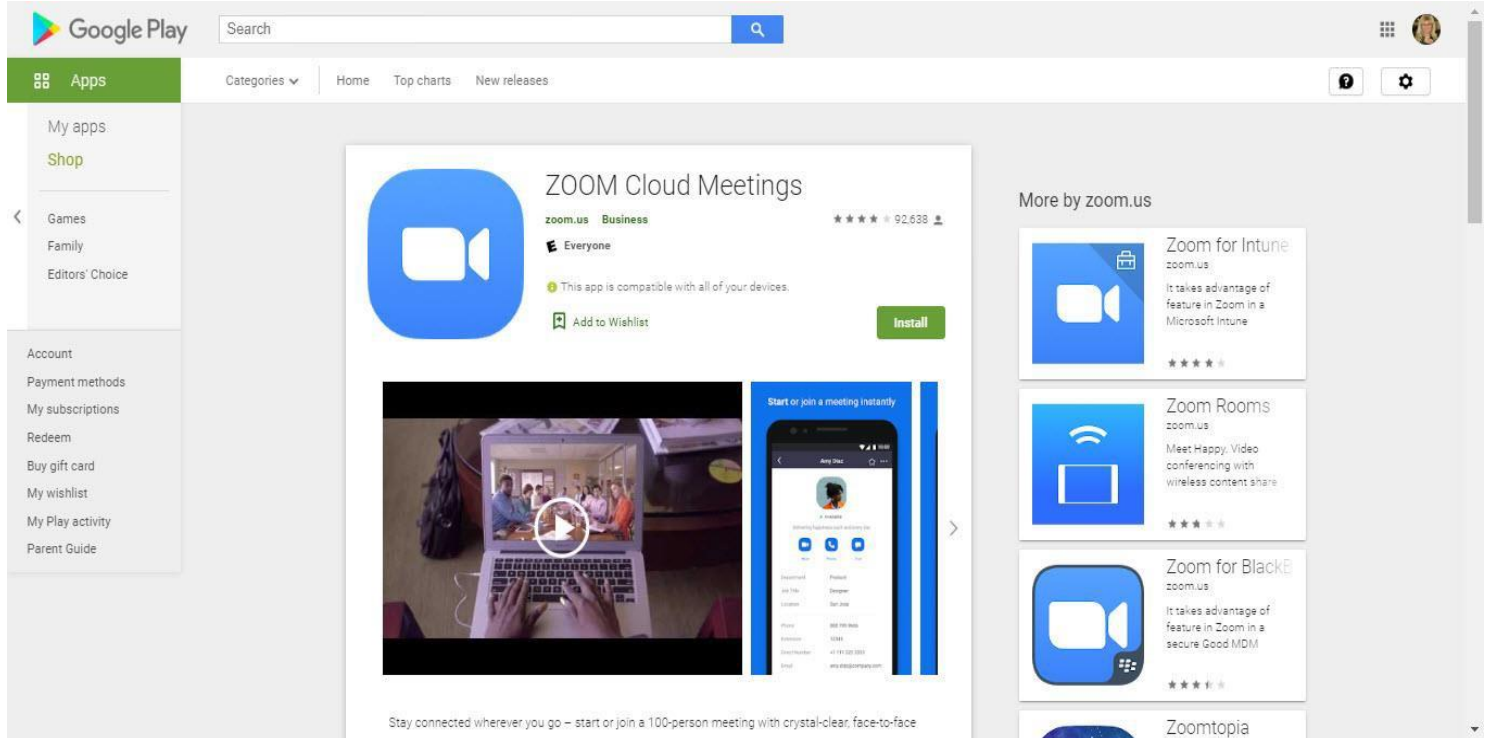


如何在智能手机和平板电脑上下载及使用Zoom

下载Zoom软件



REQUEST A DEMO 1.888.799.9666 RESOURCES SUPPORT

zoom SOLUTIONS PLANS & PRICING CONTACT SALES JOIN A MEETING HOST A MEETING SIGN IN SIGN UP, IT'S FREE

打开浏览器输入<https://zoom.us/download>，并根据您的设备类型下载Zoom

We're now downloading Zoom ...

Your download should automatically start within seconds.
If it doesn't, [restart the download](#)

Zoom is available on Mobile and Tablet.

Download in App Store Download in Google Play

苹果设备 点击这里

谷歌 三星 LG 索尼 HTC 华为 小米 宏基 摩托罗拉 点击这里

Help

请根据下面的步骤在电脑来建立一个免费的账户
(这个方法在智能手机和平板电脑上也适用)

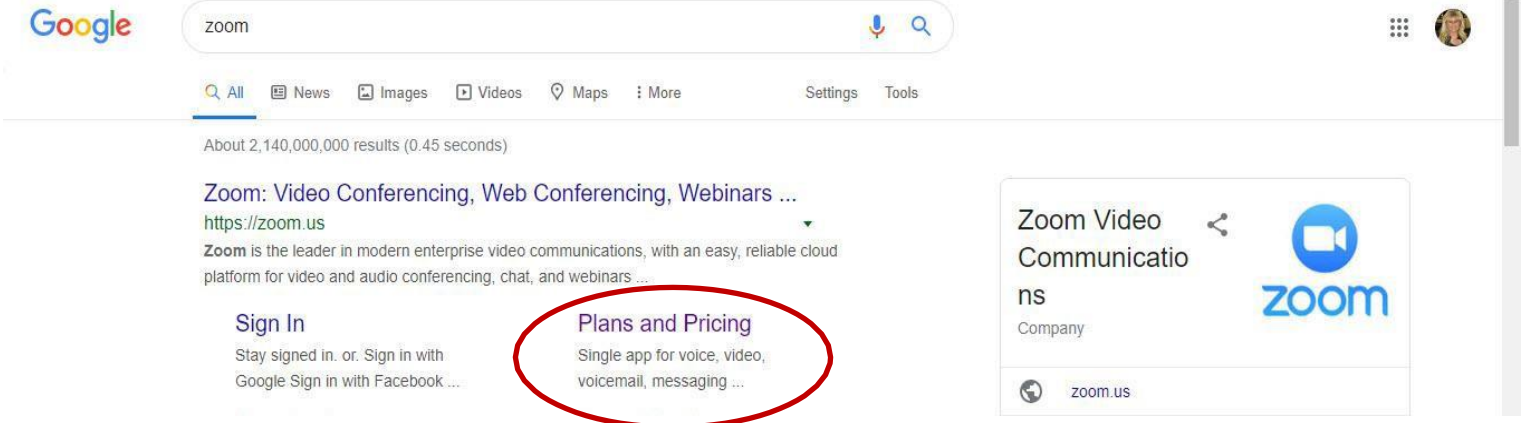
如何在电脑上下载Zoom和创建一个免费的Zoom账户 (这个方法在智能手机和平板电脑上也适用)

步骤 1

在谷歌上搜索Zoom

步骤 2

点击费用和套餐 <https://zoom.us/pricing>



Google zoom

About 2,140,000,000 results (0.45 seconds)

Zoom: Video Conferencing, Web Conferencing, Webinars ...
<https://zoom.us>
Zoom is the leader in modern enterprise video communications, with an easy, reliable cloud platform for video and audio conferencing, chat, and webinars ...

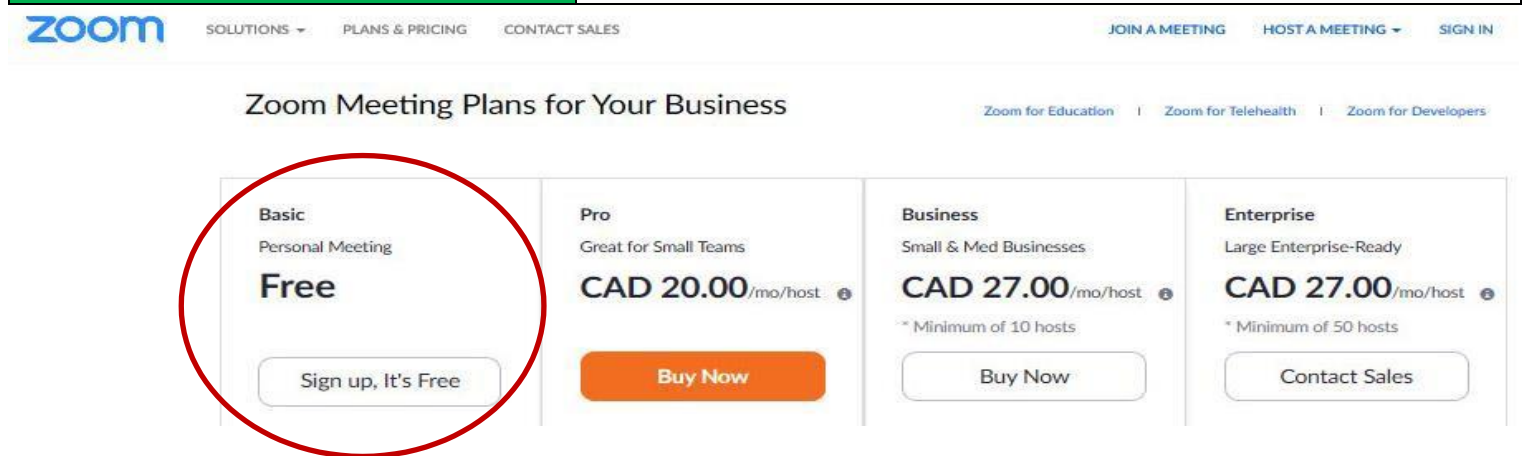
Sign In
Stay signed in. or: Sign in with Google Sign in with Facebook ...

Plans and Pricing
Single app for voice, video, voicemail, messaging ...

Zoom Video Communications Company
zoom.us

步骤 3

点击免费加入 <https://zoom.us/pricing>



zoom SOLUTIONS PLANS & PRICING CONTACT SALES JOIN A MEETING HOST A MEETING SIGN IN

Zoom Meeting Plans for Your Business

Zoom for Education | Zoom for Telehealth | Zoom for Developers

Basic	Pro	Business	Enterprise
Personal Meeting	Great for Small Teams	Small & Med Businesses	Large Enterprise-Ready
Free	CAD 20.00 /mo/host	CAD 27.00 /mo/host	CAD 27.00 /mo/host
	* Minimum of 10 hosts	* Minimum of 10 hosts	* Minimum of 50 hosts
Sign up, It's Free	Buy Now	Buy Now	Contact Sales

步骤 4

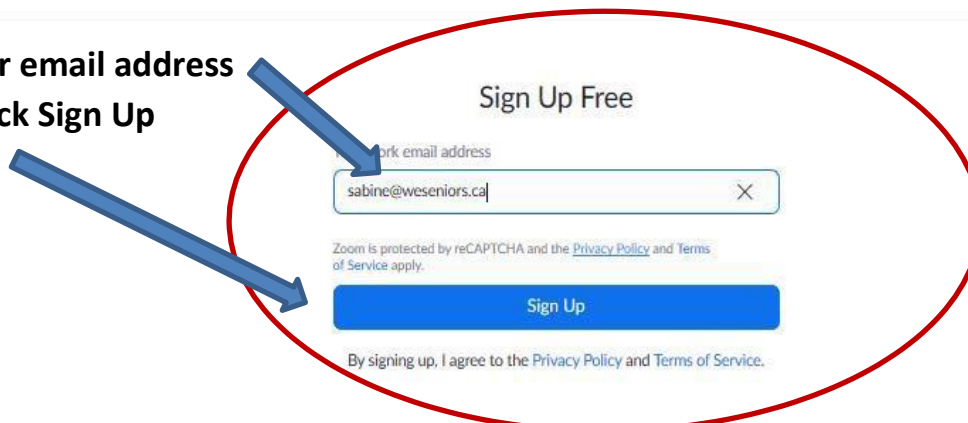
输入你的邮箱然后点击加入- <https://zoom.us/signup>



zoom SOLUTIONS PLANS & PRICING CONTACT SALES JOIN A MEETING HOST A MEETING SIGN IN SIGN UP, IT'S FREE

REQUEST A DEMO 1.888.799.9666 RESOURCES SUPPORT

Enter your email address
& click Sign Up



Sign Up Free

Work email address

sabine@weseniors.ca

Zoom is protected by reCAPTCHA and the Privacy Policy and Terms of Service apply.

Sign Up

By signing up, I agree to the Privacy Policy and Terms of Service.

步骤5

进入你的邮箱，激活你的Zoom账户

The image shows an email from Zoom and the Zoom activation page. The email text is circled in red and reads: "We've sent an email to sabine@weseniors.ca. Click the confirmation link in that email to begin using Zoom." Below the email is the Zoom activation page, where the "Activate Account" button is circled in red. The background shows a G Suite calendar interface.

步骤6

激活你的邮箱后
输入你的名字和密码，然后点击继续

小贴士：请记住或者写下你的密码。如果你忘记了你的密码，我们将无法帮助你。

小贴士：大部分软件会让您通过邮件来重置您的密码，请确认开启此项功能以防您忘记了密码。

The image shows a person holding a tablet displaying a Zoom meeting. To the right is the Zoom account creation form, which is circled in red. The form includes fields for "First Name", "Last Name", "Password", and "Confirm Password", followed by a "Continue" button. The text above the form reads: "Hi, sabine@weseniors.ca. Your account has been successfully created. Please list your name and create a password to continue." Below the form, it says "By signing up, I agree to the Privacy Policy and Terms of Service."

步骤7

点击继续

The image shows the Zoom welcome page. The text "Welcome to Zoom" is at the top. Below it, it says "sabine@weseniors.ca has been already activated. Click Next button below to invite colleagues." The "Next" button is circled in red. At the bottom, there is a link "Go to My Account" with a right-pointing arrow.

步骤8

点击加入会议

zoom SOLUTIONS PLANS & PRICING CONTACT SALES REQUEST A DEMO 1.888.799.9666 RESOURCES SUPPORT

JOIN A MEETING HOST A MEETING SIGN IN SIGN UP, IT'S FREE

1 Account Info 2 Invite Colleagues

Invite Your Colleagues

Invite your colleagues to create their own free Zoom account today! Why invite?

name@domain.com

name@domain.com

name@domain.com

Add another email

I'm not a robot reCAPTCHA Privacy Terms

Invite Skip this step

Help

步骤9

输入会议号，或者点击个人会议名来加入会议 <https://zoom.us/join>

zoom SOLUTIONS PLANS & PRICING CONTACT SALES REQUEST A DEMO 1.888.799.9666 RESOURCES SUPPORT

SCHEDULE A MEETING JOIN A MEETING HOST A MEETING

Join a Meeting

Meeting ID or Personal Link Name

Join

Join a meeting from an H.323/SIP room system

javascript;

About
Zoom Blog
Customers
Our Team
Why Zoom
Features
Careers
Integrations
Partners
Investors
Press
Media Kit
How to Videos

Download
Meetings Client
Zoom Rooms Client
Browser Extension
Outlook Plug-in
Lync Plug-in
iPhone/iPad App
Android App

Sales
1.888.799.9666
Contact Sales
Plans & Pricing
Request a Demo
Webinars and Events

Support
Test Zoom
Account
Support Center
Live Training
Feedback
Contact Us
Accessibility

Language
English

Currency
Canadian Dollars \$

Help

现在您可以开始使用Zoom了

Zoom 软件界面介绍

这个控制界面是在你屏幕的底部，
请注意某些功能可以被主持人关闭。

 <p>Mute</p>	<ul style="list-style-type: none">• 点击这个图标来静音或者解除静音自己。• 如果有一个红色斜杠出现在这个图标上代表您现在是静音状态。• 在主持人在演讲时，请将您自己静音。当开始讨论时，再将自己解除静音。
 <p>Stop Video</p>	<ul style="list-style-type: none">• 开启或关闭摄像头。• 如果有一条红色斜杠在这个图标上代表摄像头是关闭的。• 您可以自由选择是开启还是关闭摄像头。
 <p>Invite</p>	<ul style="list-style-type: none">• 邀请加入会议• 在会议中，您可以邀请其他人来加入会议，参会者一般都会被以邮件的形式被主持人邀请加入会议。
 <p>Participants</p>	<ul style="list-style-type: none">• 点击此图标来查看参会者。
 <p>Reactions</p>	<ul style="list-style-type: none">• 回应图标• 您可以在不发声的情况下来表达您的回应，例如您可以点击举手图标来向老师提问。 
 <p>Share</p>	<ul style="list-style-type: none">• 分享屏幕• 如果您想分享您的电脑屏幕或文件给参会者，点击这个图标。• 如果主持人允许的情况下，您可以选择分享桌面或软件界面
 <p>Record</p>	<ul style="list-style-type: none">• 录制按钮• 点击这个图标开始或停止本地录制会议• 参会者不能进行云端录制会议，如要本地录制会议需要在您的账户里设置许可
 <p>Chat</p>	<ul style="list-style-type: none">• 聊天可以让您发送消息给其他参会者进行交流• 你可以选择发送给单个参会者或者发送给所有的参会者
 <p>Leave Meeting</p>	<ul style="list-style-type: none">• 您可以在会议中选择随时离开会议